

TurningPoint (PC) Release Notes

Software Name: TurningPoint (PC)
Release Date: 10-15-2012
Version: 4.5.1.2243
Support: support@turningtechnologies.com
Languages: English
Overview:

Minimum System Requirements:

- Microsoft Windows XP, Vista, or 7 32-bit or 64-bit OS
- Office 2003, 2007 or 2010 32-bit or 64-bit
- Intel or AMD 600 MHz class processor (1 GHz or higher recommended)
- 256 MB RAM
- 60 MB hard disk space (an additional 32 MB is required if you do not have Microsoft .NET Framework 2.0 installed)
- 1024x768 resolution at 32-bit color or higher
- Standard USB 1.1/2.0 port (for USB-based hardware devices)
- Ethernet or 802.11 compatible wireless network card (for ResponseWare and PresenterWare use)

4.5.1.2243

Fixes:

- Resolved issue with erroneous messaging when using HID receivers.

4.5.0.2212

Fixes:

- Resolved the alignment issue on Responses Only values in Office 2007 and 2010
- Priority Ranking charts now retain the voting weights when data slicing
- Editing a session that contained speed scoring questions with correct responses now retains the participant score
- If there were hidden slides in the slide deck, using the "Back" functionality in PresenterWare would reveal those slides if the hidden slide was before the current slide
- Deleting an answer text box, saving the file, opening the file then viewing the TurningPoint settings would cause an error
- Resolved the animation issue with 2D/3D charts and countdown timers
- Response time for participants is interchanged in the Results by Participant Reports when only one participant responds

Enhancements:

- Added support for RRRF-03 and RRRF-04 receivers.
- Performance Matters: Added export support for True/False, Numeric Response and numeric based Fill in the Blank question types.
- Added support for Turning Technologies Long Range Receiver version 4.7.
- Device IDs that have been registered in Performance Matters are now populated in the participant list through the LMS Integration Wizard.

4.3.2.1178**Fixes:**

- PowerPoint closes when adding a large number of participants with voting weights to a participant list.
- When responding with a ResponseCard NXT, on a multiple response slide, the answer choice "O/J" was not being accepted.
- Resolved the connection issue with the Blackboard integration.
- Resolved the connection issue with the Sakai Integration with CAS authentication.
- Allowed for the export of partial point values in the Export Wizard.

4.3.1.1109

Fixes:

- Polling with multiple receivers could cause PowerPoint to close unexpectedly.

Enhancements:

- Added checkbox to automatically load a participant list once downloaded from LMS
- Ability to install over previous version. No need to manually remove previous version through add/remove programs.
- Ability to check for updates.
- Prompt user during install if .NET is not installed.
- Resizing of Response Grids when only showing Device ID. The cell size resizes to the largest Device ID in the Participant List.
- Adjustable font size in Response Grids.
- Ability to manually cycle through the Response Grids.
- ResponseWare Proxy support.
- Changed custom question shortcut key from F5 to shift+F5.
- Ability to display response times in Results by Participant Reports and Participant Results Reports.
- (Office 2007 & 2010) Ability to change the number of responses for a TP slide from the task pane. (Office 2003) available through right click.
- (Office 2007 & 2010) Ability to toggle between priority ranking and multiple response question types from the task pane. (Office 2003) able to change to priority ranking in right click. Also available in slide level settings for all versions of Office.
- Shortened showbar displays response count and polling status.
- Common Core Standards Support.
- Users will receive notification when changing participant list to anonymous.
- Ability to convert PowerPoint or TurningPoint slides to Response Only slides.
- Ability to convert Response Only slides to Chart Slides.
- Include anonymous questions in Difficulty & Discrimination reports.
- Selecting Anonymous from showbar will only make that polling anonymous and not make that question anonymous permanently.
- Ability to Print Participant list from Participant list editor.
- Ability to add or change keywords for fill in the blank slides when editing session.
- Ability to add or change acceptable value and range for numeric slides when editing session.

4.2.4.1012

Fixes:

- When moving a presentation from one computer to another the default participant list setting was transferred causing your default participant list to change. To resolve the issue the default participant list setting has been removed and permanently set to Auto.

- An error would occur during export if the number of responses was greater than the number of answer choices and an answer was marked as correct.
- CSV exports for Sakai and Moodle were handling decimal point values improperly.
- Priority Ranking slides were totaled incorrectly in Turning Reports.
- Making a change to a slide with a custom correct answer indicator added another animation for the indicator with every refresh.
- Office 2003 animations were reordered after reinserting a TurningPoint chart.

Enhancements:

- Enhanced performance.
- IP Address settings are now auto-populated for PresenterWare.
- Support for Invalid SSL Certificates for Integrations.
- Export Wizards allows for alpha or numeric responses as well as support for headers.
- Added PresenterWare support.
- Added NXT support.
- Added ability to add a Priority Ranking slide “on the fly.”

4.2.3.231**Fixes:**

- Reporting issues with Office 2003 were fixed.
- Difficulty and Discrimination Index reporting calculation.

4.2.3.225**Fixes:**

- When parsing slides with the formatting set to 16:9 the chart and answer text box was being placed too high on the slide.
- Sending a text response to a Number Slide question was causing an error.
- Office 2007: When resetting a presentation that contained non-TurningPoint animations, the animations would double or triple.
- If a design template was set for the presentation and the countdown timer was active, responses were not appearing in the Responses box on the showbar.
- Title/Text boxes were not inserted in the position set by the Master Slide.
- In the session editor, if you changed the answer value of a Numeric Response question to correct, in the reports on the participants that answered the exact acceptable value will receive points, participants that answered with in the specified range would not.
- Assigning Device IDs via the Real-Time Registration Tool would override team assignments in the participant list.
- An error would occur if a chart type was set to Correct/Incorrect and an available answer was changed from incorrect to correct in the settings window.
- Office 2007: After polling a presentation the animations would appear out of order and some animations would be duplicated.
- Office 2007: If a countdown timer and a rotating table were placed on the same slide, the countdown timer would end prematurely and close polling.
- Fastest Responder slides were not displaying the correct participants.

- When editing a TestingPoint session in the TurningPoint session editor, changing an answer value would result in an error.
- Attempting to export session data from a session that contained a Short Answer question type would result in an error.
- On the Racing Leader Balloon Slide, the images would not appear if the setting "Points to Win the Race" was set to zero.
- Office 2007: When slides were set to auto advance and review only, running the presentation then resetting it would cause the chart and countdown timer animations to be reversed.

Known Issues:

- Office 2010: When editing a TurningPoint chart object you must select "Use Existing." If "Convert" is selected the chart will be demoted to a regular PowerPoint chart and a TurningPoint chart will need to be re-inserted.
- If the *Invalid Response Notification* setting is set to True, and you are polling a multiple response question with a ResponseCard XR, the responses must be sent individually.

Enhancements:

- Added support for Microsoft Office 2010
- Standards are now available through a web service
- Added a Difficulty and Discrimination Index Report

- Results by Question Report now includes information from the Priority Ranking Slides
- New Export Schemes for: Gradebook, and ProgressBook

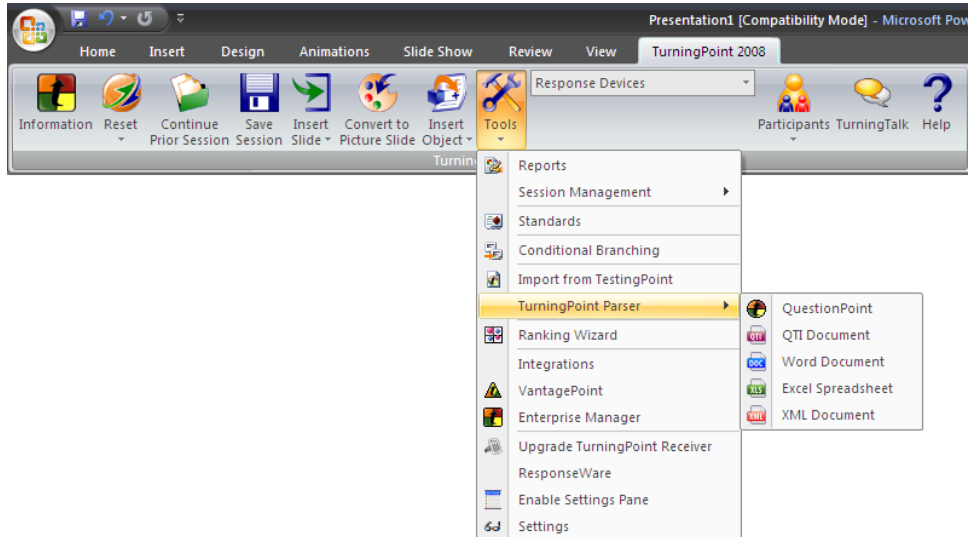
User Interface Changes:

- Moment to Moment Scale has been changed from -2 to 2, the scale is now labeled from 1 to 5.
- When opening TurningPoint in Office 2007 and Office 2010, the TurningPoint tab is automatically displayed and is the first tab on the ribbon.

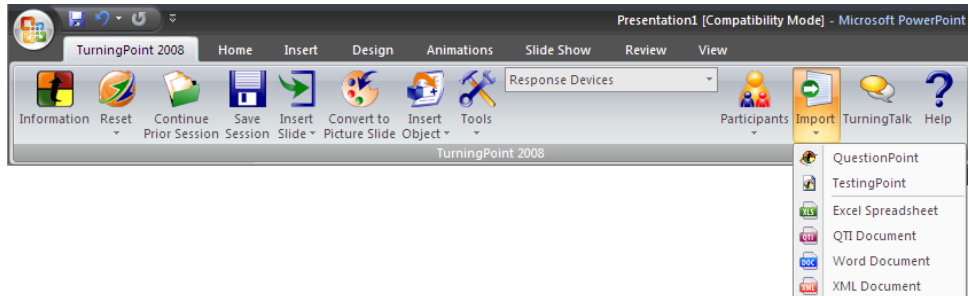
- New button on the TurningPoint Toolbar for parsing slides

OFFICE 2007

Version 4.2.2

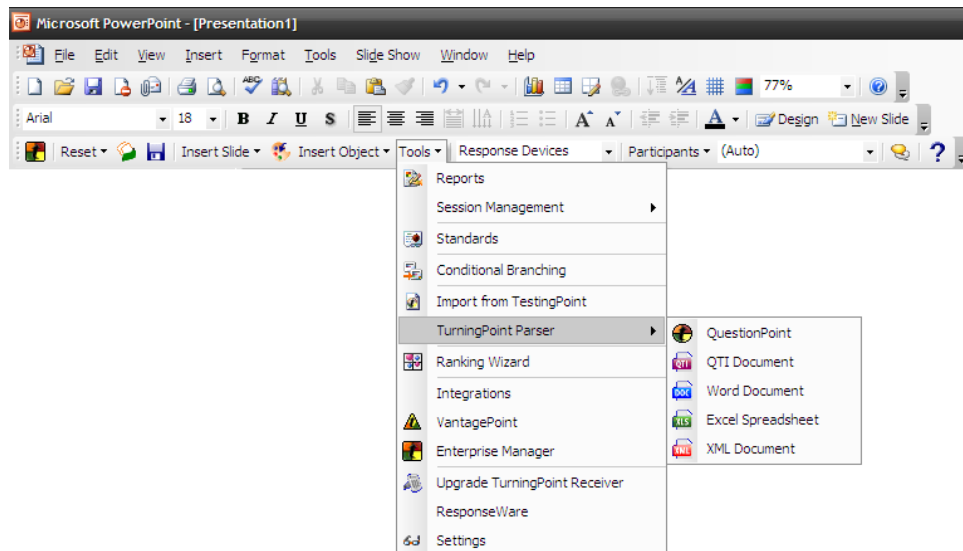


Version 4.2.3

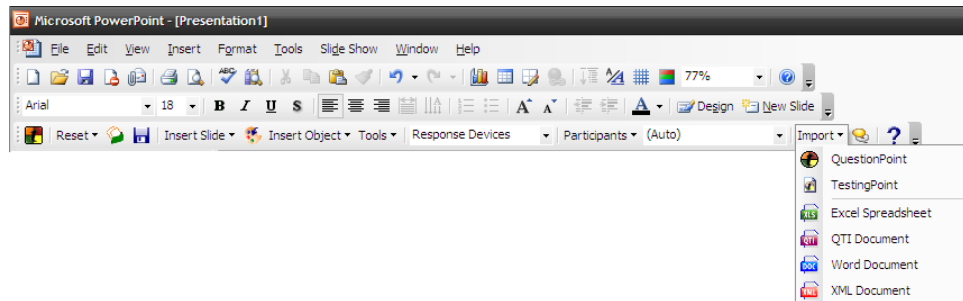


OFFICE 2003

Version 4.2.2



Version 4.2.3



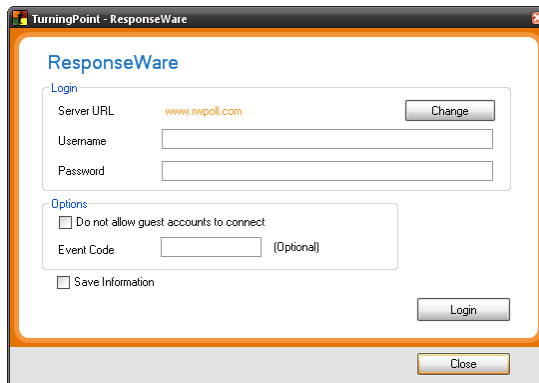
- Response Tables were removed from the Objects sub-menu and replaced with a Grid option.

- Options for countdown timers have been removed. A single countdown timer option is available. To increase or decrease time, mouse over the timer to display the controls.

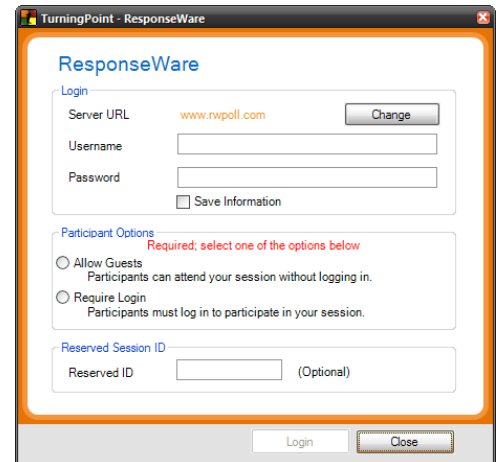


- The ResponseWare login screen has been updated. The Event Code option has been removed and replaced with a Reserved Session ID option. A Participant Options section has also been added.

Version 4.2.2



Version 4.2.3



4.2.2.21

Fixes:

- Non-TurningPoint custom animations would duplicate/triplicate themselves after running or resetting a session.
- QuestionPoint files that contained questions with tables were not being read properly by the parser.
- When in the session editor, changing an answer value for a question from a TestingPoint session would cause an error.

Enhancements:

- Moodle LMS integration
- Performance Matters integration

4.2.1.9293

Enhancements:

- Enabled Moodle Support

4.2.1.9265

Enhancements:

- CSV Export Scheme
- Headers on Export Wizard
- Unified LMS Import/Export Wizard
- QTI Parser now supports Respondus and D2L formats
- Performance Matters data export is now available
- Added QuestionPoint Web support
- Single Sign On to LMS is now part of the Integrations Wizard, it is no longer a separate window

4.2.0.9317

Fixes:

- Emailing grades when exporting to WebCT with an older session, caused an error.
- When exporting the current session to Blackboard the Max Value was not updated.
- Downloading a Participant List from Web Registration would not download the User Data field.
- Selecting the "Click Here" link in the 3D sample chart window would open a new window each time the link was clicked.

Enhancements:

- Added language support for: Czech

4.2.0.9287

Fixes:

- Editing session answer values was not reflected in the settings window.
- Parsing a blank ZIP file gave an "Invalid" error message. Message text now reads "The file contains an invalid format."
- If a slide contained a rotating or fixed table and an animated 2D/3D Chart, the slide had to be reset twice for the charts to visually be set back to "0."
- For a Numeric Response slide, acceptable values were displayed as "other" in the Reports.

Enhancements:

- Added language support for: Dutch, French, German, Spanish, Portuguese, Japanese, Korean, Russian

4.2.0.9210

Fixes:

- If a Participant List was selected that did not contain both a first and last name entry the Real-Time Registration Tool would not recognize the selected Participant List.
- TurningPoint would close when attempting to "Upgrade a Receiver."

Enhancements:

- RF2 receiver support
- TurningTalk link
- Supports Sakai and Blackboard 9.0 LMS
- Real-time registration tool - Allows students to register their devices to TurningPoint in real-time during class
- Anonymous slide button on showbar - convert existing slide to anonymous or insert an on the fly slide as anonymous
- Participant list display - shows the current participant list loaded similar to the real-time registration tool
- Numeric Response Only Question - Similar to Fill in the Blank question but will only accept numeric responses and will be graded upon the range set up (e.g. anything between 1 and 10 is correct)

Known Issues:

- Teachers Assistant access to Sakai integration is currently pending with Agilearn and we are awaiting a fix. Due to the timing this will not make it into 4.2, but should be remedied by 4.2.1.

4.1.0.9020

Fixes:

- Sessions that contained incorrect point values were not calculated correctly in the Participant Merge feature.

Enhancements:

- **Expanded Supported Operating Systems**
Windows XP and Vista 64-bit
- **Gaming Capabilities**
Racing Leader board
MVP by Team Slide
Wager Slide
- **Charting and Results**

"Apply All" option for Answer Bullet Format
Responses Only Slide
Animated 2D/3D charts

- **Comparative Links**
Ability to change comparative slide chart colors
Comparative Link Report
Add labels to comparative link slide legends
Enforce link order through the User Interface
Separate Comparative Links Graph Slide
- **Slide Settings**
Add right-click ability to mark a slide as demographic
- **Action Pane (Office 2007 only)**
Combined Participant List and Question Action Panes
Point Value and Correct/Incorrect options
Demographic Checkbox
Hyperlink to "More Slide Settings"
Hyperlink to "Presentation Settings"
The current slide's standards view
Hyperlink to Standards selection
- **Gaming Capabilities**
Team Leader Board Rotation
- **Charting and Results**
Default axis labels bullets instead of Response Choice aliases
Increased readability of the Demographic Comparison Slide
Improved slide object positioning
- **Comparative Links**
Swap the order in which the comparative data is displayed in the charts

4.0.0.8224

Enhancements:

- Installs latest language files to the users machine
- Includes translated help files (.chm)
- Sets application language to the selected language

4.0.0.8214

Fixes:

- Fixed issue with demographic comparison charts.
- In Office 2007 in the task pane, Import a List, opened to the wrong default location.

- Answering a Fill in the Blank question with ResponseWare Web with a blank response would cause the table not to update and you were unable to repoll unless you went to the next slide and came back.
- In the Settings window, the Apply All button did not apply changes to the current presentation.
- Switching from a percentage count to response count on the Ranking Wizard Chart would cause an error.
- Generating Percentile Reports would cause an error.

4.0.0.8210

***Note: Version 4.0.0.8210 is a domestic, English version only. The official international release of TurningPoint 2008 will follow this release in the third quarter.**

Fixes:

- Added ResponseWare Web Support.
- Improved response time. 12,000 responses received in 7-8 seconds.
- New chart behavior. When charts are inserted via the "Insert Object" menu, no objects on the slide are moved/formatted. Only the chart object is modified. This includes all chart types except Offset.
- Presentations that contained hyperlinks would sometimes cause TurningPoint to crash.
- When deleting a Participant List, if the list had a long name, horizontal scroll bars were not available.
- In Office 2007, sometimes the charts would appear with a "striped" affect.

4.0.0.7323

Fixes:

- If you inserted a blank in the answer text box and click out of it to let the chart update, TurningPoint would freeze.
- Inserting questions from QuestionPoint would create a blank answer option in the data slicing menu.

Enhancements:

- Added display results for fill in the blank slides

4.0.0.7268

Fixes:

- Documents with a .docx extension were not recognized by the parser.
- TestingPoint files were not able to be imported into TurningPoint.
- While the parser was creating the TurningPoint slides and the program was closed, you would get an error.

- If a Moment to Moment slide was the first slide in the presentation, the chart would not update.
- If TurningPoint was closed while "Current Session" was selected in the Reports window, you would receive an error when clicking between the report tabs.

Enhancements:

- Vista 32 bit support
- Office 2007 support
- Enhanced response device detection
- RCXR support
- Movable showbar
- User friendly settings
- Dynamic participant lists
- Added support to merge sessions based on participants
- Add/Remove groups or fields from the participant information screen
- Allow users not in the participant list to participate
- Custom save locations for sessions
- Picture slide enhancements (right-click support)
- Built-in testing standards
- Smarter conditional branching
- Negative point value support
- Added MP3 capability to countdown sounds
- Enhanced reporting
- Excel parser
- VantagePoint integration
- TestingPoint 2008 support
- QTI support